

SPRING ACTIVITY BOOK



NAME _____

CYCLE OF A PLANT

CUT OUT THE PICTURES BELOW AND PASTE THEM IN THE CORRECT ORDER TO SHOW THE CYCLE OF A PLANT.

FIRST, A SEED IS PLANTED IN SOIL.

NEXT, THE SEED STARTS TO GROW AND A SPROUT COMES OUT OF THE SOIL.

THEN, THE SPROUT GROWS INTO A PLANT WITH A FLOWER ON TOP.

LAST, THE FLOWER TURNS INTO A FRUIT OR SEED POD THAT CONTAINS NEW SEEDS FOR NEW PLANTS TO GROW.




SPRING SCISSOR SKILLS

Carefully practice your scissors skill by cutting from the bottom to spring items.








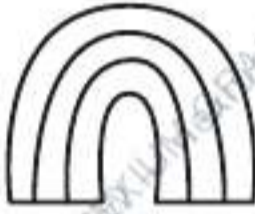














SPRING COUNTING

Count the spring items and write the number in the box.



SPRING WHAT COMES NEXT?

Color, cut & paste the spring AB Patterns below to complete the patterns on the left.



SPRING PRE-WRITING

Help the frogs find the way to the worms.




SPRING SPELLING



NAME: _____


DATE: _____

COLOR AND WRITE THE CORRECT LETTER THAT HAS THE BEGINNING SOUND OF EACH WORD.




==== eaf

(l) (e) (m)




==== loud

(d) (g) (c)



==== unny

(h) (b) (p)



==== ulip

(t) (l) (s)

SPRING COLORING

Color the correct number of spring items according to your color palette.



8




9



10



7

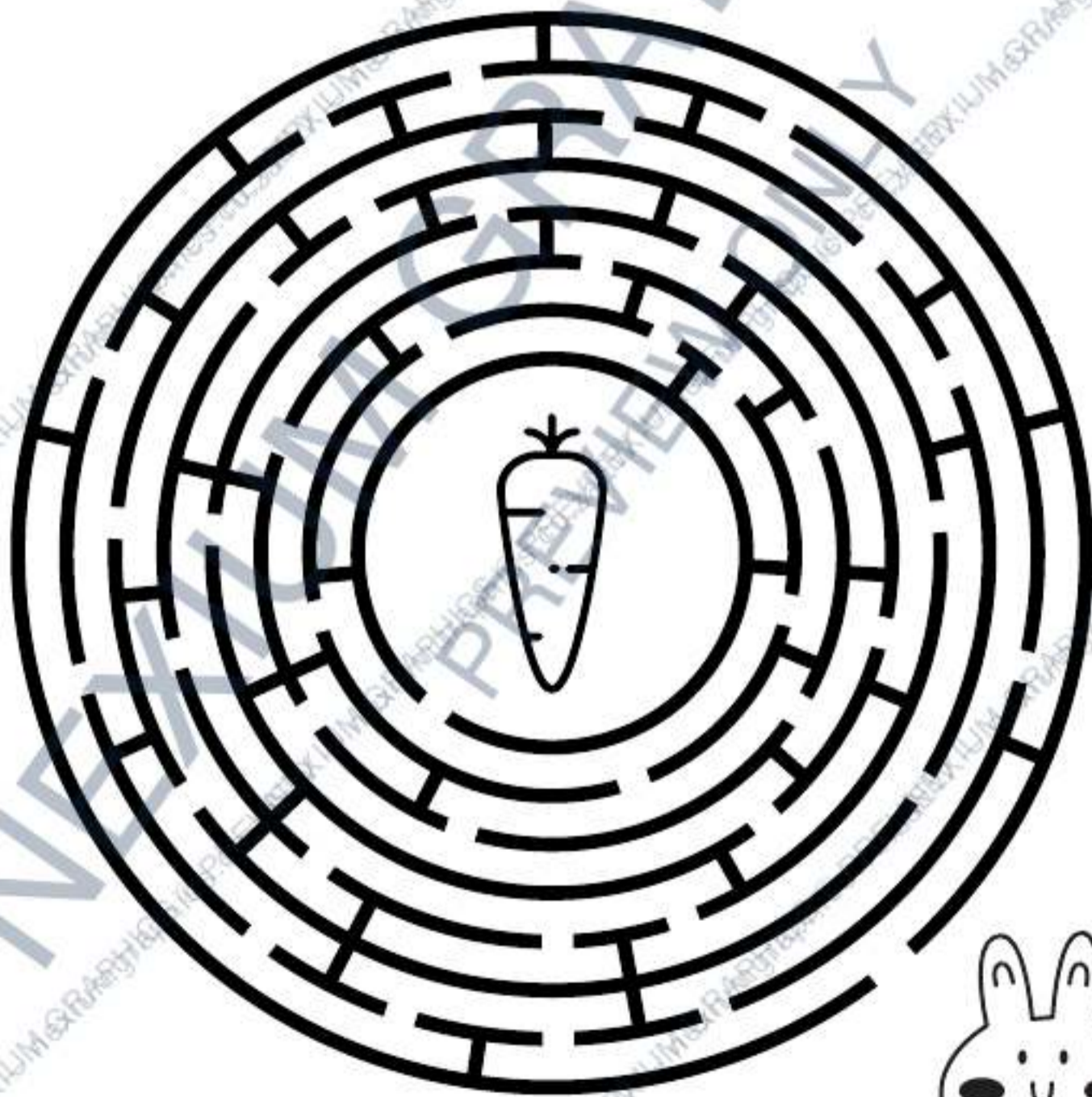


6

SPRING MAZE PUZZLE



Help the bunny to find the way
through to the carrot.



IN SPRING, I CAN SEE GREEN FROG

Color the picture below.



IN SPRING, I CAN SEE PINK FLOWER

Color the picture below.



IN SPRING, I CAN SEE BLUE CLOUD

Color the picture below.



IN SPRING, I CAN SEE PURPLE BUNNY

Color the picture below.



IN SPRING, I CAN SEE RED MUSHROOM

Color the picture below.

